

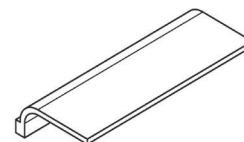
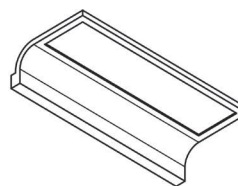

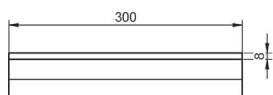


TECNICO LUNA

Iluminación:	LED
Fijación:	Espejo / Marco / Camerino
Enganche:	Atornillado superficie

MEDIDA	POTENCIA	LÚMENES
300 x 130 x 50mm	6W	-
Temperatura de color 4000k / Índice de protección IP44		


MEDIDAS LUNA



COLORES LUNA

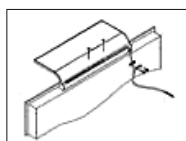


Cromo



Blanco

Enganche:



Superficie / Top