

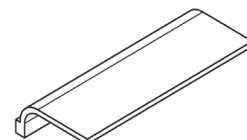
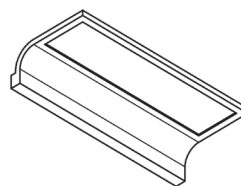


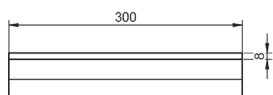


## LUNA TECHNICAL

Type: LED  
 Installation: Mirror / Framed mirror / Mirror cabinet  
 Fixings: Screwed to top

DIMENSIONS	POWER	LUMENS
300 x 130 x 50mm	6W	-
Colour temperature 4000k / IP code: IP44		


## LUNA DIMENSIONS



## LUNA FINISHES

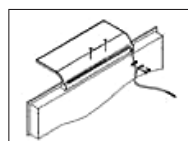


Cromo



Blanco

Fixing position:



Superficie / Top